


Interagency Coordinating Council (ICC) on Early Intervention

February ICC Day 1

February 06, 2025



HOUSEKEEPING



Interpretación en español: haga clic en el globo blanco en la parte inferior de la pantalla con la etiqueta "Interpretation." Luego haga clic en "Spanish" y seleccione "Mute original audio."



ASL interpreters have been "Spotlighted" and live closed captioning is active

- Raise hand, say first name and **speak slowly**



This meeting is being recorded



Materials are available at: <https://www.dds.ca.gov/services/early-start/state-icc-on-early-intervention-overview/>



Submit written comment via email to: earlstart@dds.ca.gov

Housekeeping – Interpretation Services

- **ASL INTERPRETERS**

ASL interpreters will be spotlighted during the meeting.

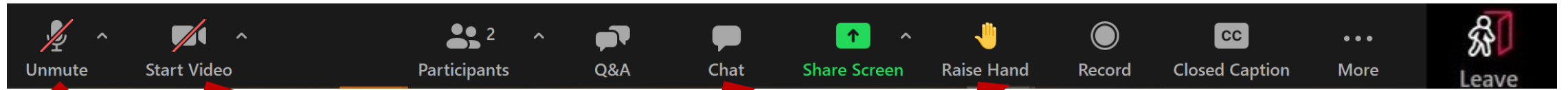
- **WHEN SPEAKING**

Please introduce yourself by stating your full name and who you represent.

- **PLEASE SPEAK SLOWLY**

To support our interpreters with accurately interpreting the information discussed during the meeting, please speak slowly.

Zoom Tips



Unmute mic only when it's your turn to speak



Turn your webcam on/off

Chat is available for all attendees

During public comment, please use the raise hand feature

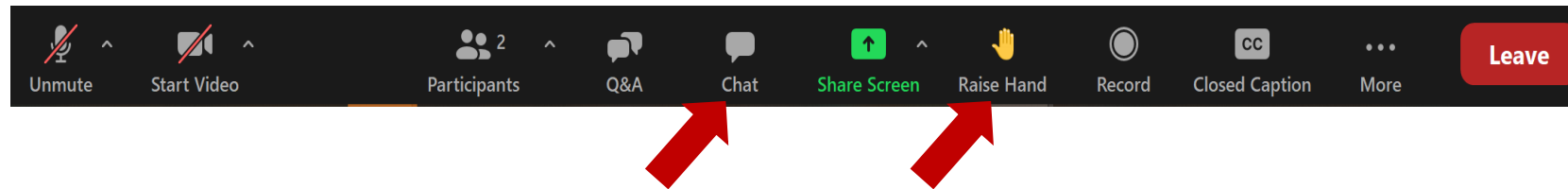
Leave the webinar at the end of the meeting



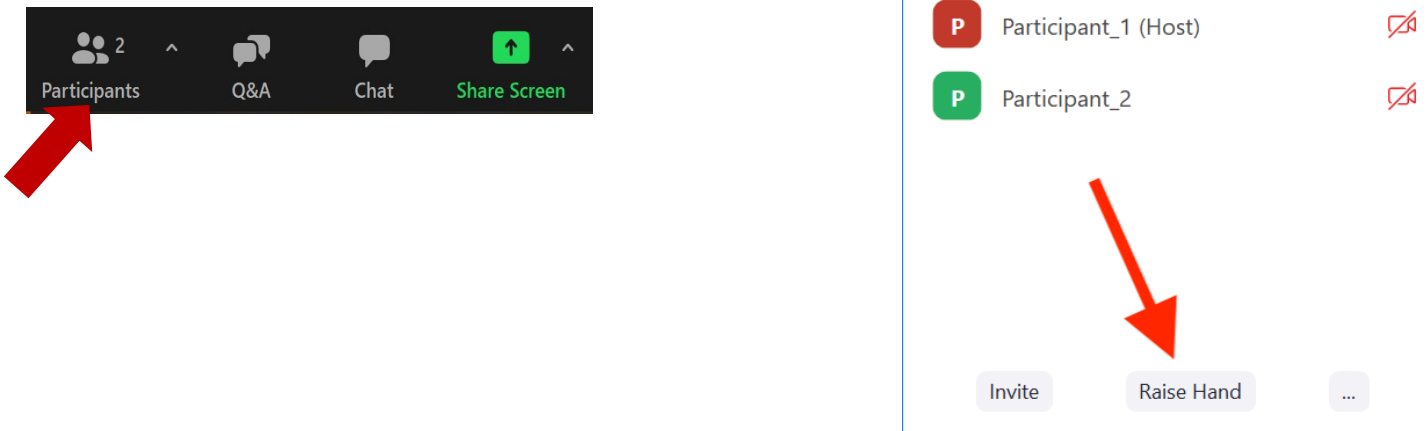
- Features will vary based on the version of Zoom and device you are using
- Some Zoom features are not available for telephone-only participants

Providing Comments – Appointed Members

Appointed Members: Please use the “Chat” or “Raise Hand” to comment



You may need to click on “Participants” and a new window will open where you can “Raise Hand”



Agenda

- I. Welcome and Roll Call
- II. Approval of Minutes
- III. Review ICC Mission and Purpose
- IV. Introduction of Meeting Theme
- V. DDS Updates
- VI. Voices from the Field
- VII. Break**
- VIII. APR & Budget Updates
- IX. Lunch**
- X. Public Input
- XI. ICC Council Reports
- XII. Announcement of Committee Composition and Goals
- XIII. Committee Meetings

ICC Mission and Purpose


To promote and enhance a coordinated family service system for infants and toddlers, ages birth to three years, who have, or are at risk for having a developmental delay or disability, and their families, by utilizing and encouraging a family-centered approach, family-professional partnerships, and interagency collaboration



Early Start Program Updates

Children, Adolescents and Young Adult Services
Division

February 6, 2025



DDS Administrative Updates

➤ Director Update

ARPA Projects Concluded

- Pilots and projects concluded in November 2024
 - Child Find & Outreach
 - Family Wellness
 - Tech Lending Libraries
 - Provider Recruitment & Training
 - Transition Liaison Pilot


ARPA Projects Continued

- DHH Early Start Video
- Language Acquisition Video
- ARPA Evaluation Report
- Interactive Map

Understanding the Differentiated Monitoring and Support Process

Children, Adolescents and Young Adult Services
Division

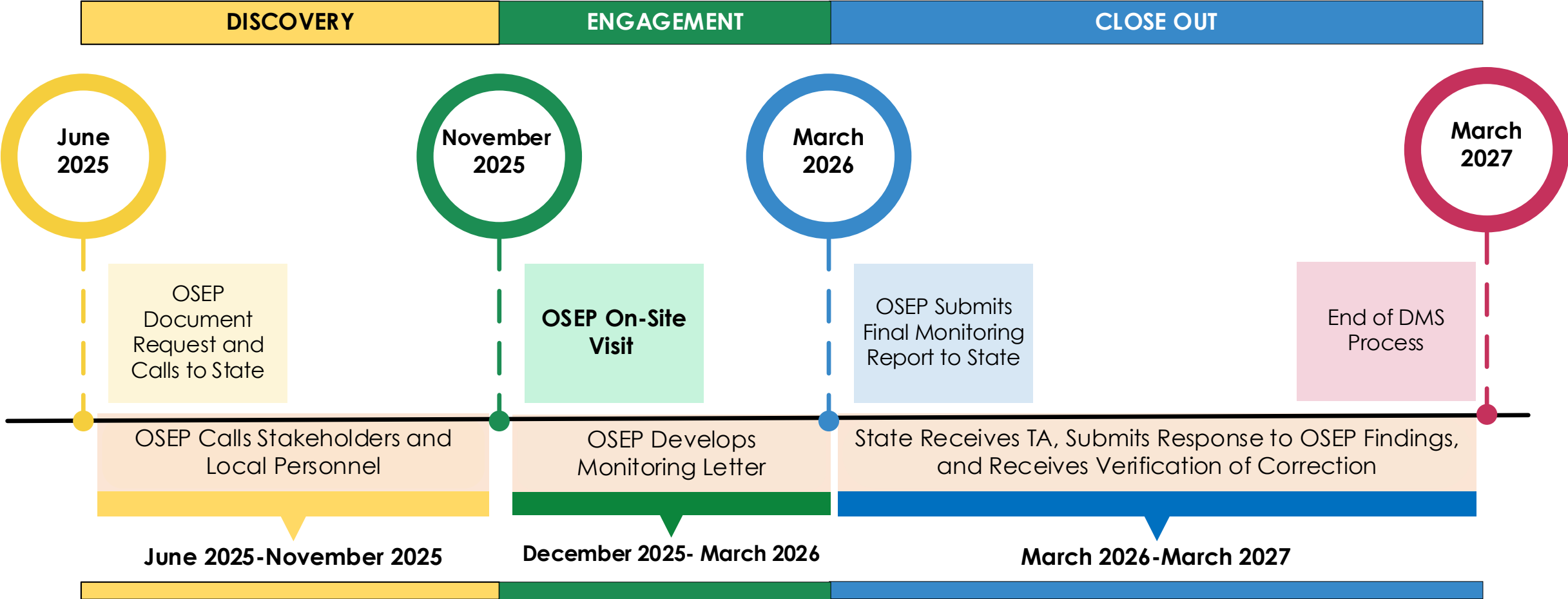
February 6, 2025



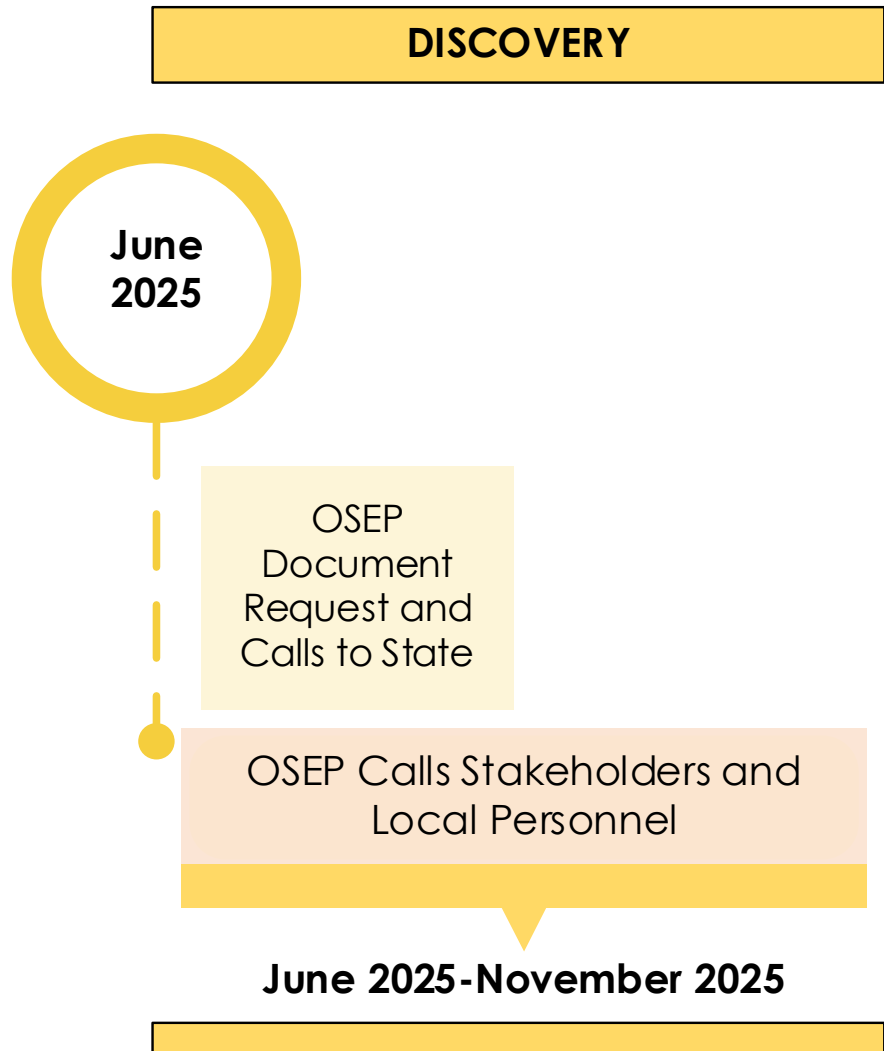
Background

- The Office of Special Educations Programs (OSEP) conducts monitoring visits for all states receiving Individuals with Disabilities Education Act (IDEA) funds.
- Goals:
 - Improve outcomes and results for infants, toddlers, children and youth with disabilities and their families
 - Ensure compliance with the Individuals with Disabilities Education Act (IDEA)
- Areas of Focus:
 - Monitoring and Improvement
 - Data
 - including the State Performance Plan (SPP) and Annual Performance Report (APR)
 - Fiscal Management
 - Dispute Resolution

Monitoring Phases and Timeline



The Discovery Phase



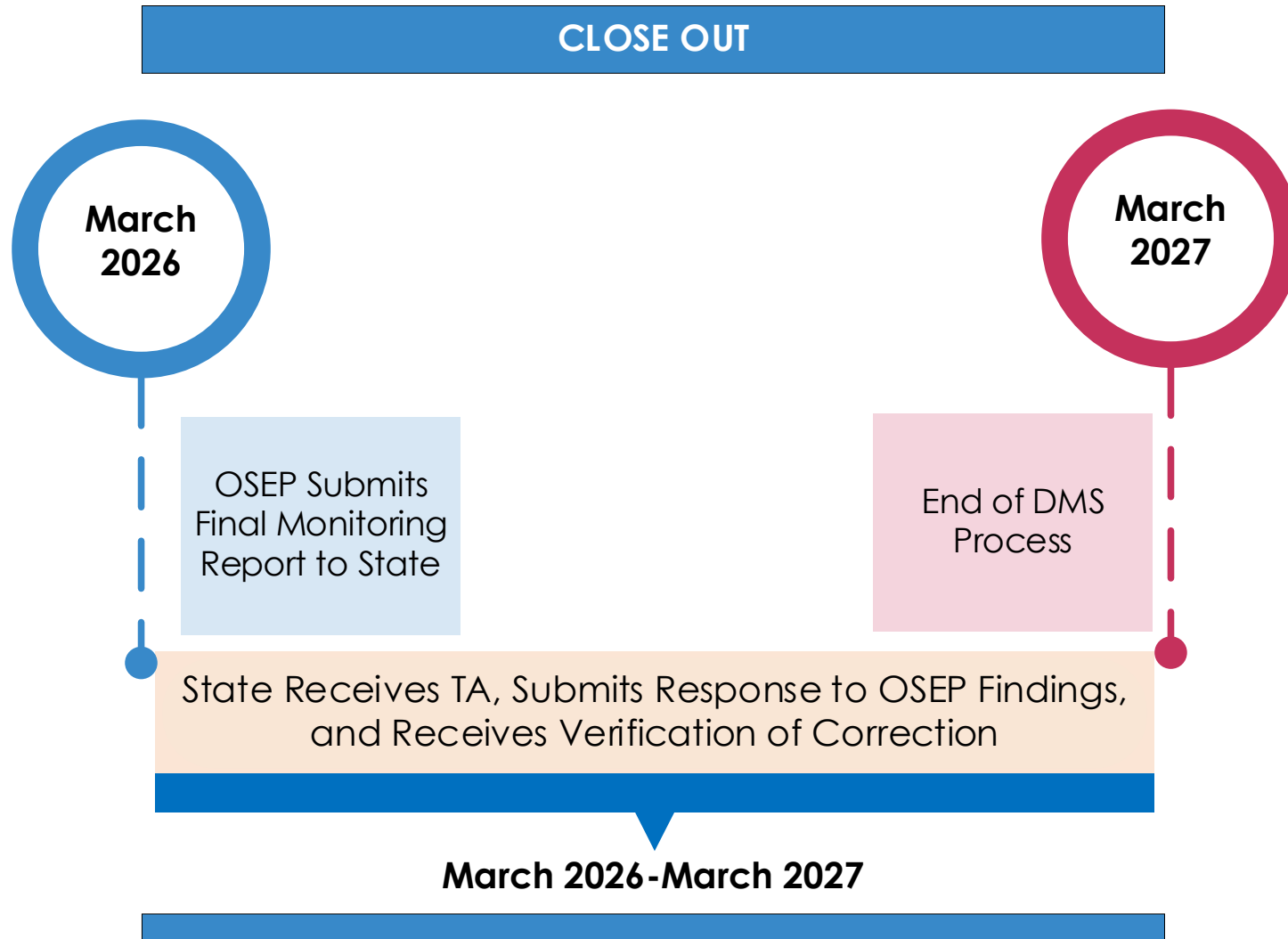
- Review of Publicly Available documents
- Calls with the State
- Early Start Community Engagement
- Document Requests (up to three years)
- California will need to upload requested documents in a secure portal
- Sharing of any Personally Identifiable Information is limited

The Engagement Phase



- Information gathered in the Discovery Phase help to inform the Engagement Phase activities
- OSEP's monitoring team uses a set of protocols to structure their visit
- Visit may be in person or virtual

The Closeout Phase



- Monitoring letter received by the Department within 120 days.
- The Department works with OSEP to strengthen the system.

Current Progress

Questions

For more information, please contact the
BABYLINE: 1-800-515-BABY (2229)
earlystart@dds.ca.gov

For Children and Youth, please contact
childrenandyouthtransitions@dds.ca.gov



Voices from the Field Updates

Fran Chasen

Infant Development Association of CA

Marty Omoto

CA Disability Community Action Network

Yvette Baptiste


Family Resource Center Network of California

BREAK

Early Start Annual Performance Report

July 2023 to June 2024

February, 2025



Key Terms

Annual Performance Report (APR)- A report submitted annually to the Office of Special Education Programs (OSEP) providing information on the progress of California's Early Start program in meeting the established targets for each of the indicators.

Individuals with Disabilities Education Act (IDEA)- is a law that makes available a free appropriate public education to eligible children with disabilities throughout the nation and ensures special education and related services to those children, supports early intervention services for infants and toddlers and their families, and awards competitive discretionary grants.

- **Part C of IDEA** - California's early intervention program, known in California as Early Start.
- **Part B of IDEA** - Special Education

Early Start Report (ESR)- Database containing data on progress and outcomes on children being served in the Early Start Program. The data is entered by regional center personnel.

Individualized Family Service Plan (IFSP)- A document that describes a child's current level of development, goals developed by the team, and what types of services the child will receive.

Federal Fiscal Year (FFY) - The 2023-2024 fiscal year is from July 1, 2023, to June 30, 2024.

Targets – Targets are set through a state process to determine benchmarks for results-based indicators to drive performance.

State Systemic Improvement Plan (SSIP) - Measures the state's progress on the development and implementation of a multi-year plan that targets increasing the capacity of the state to improve specific outcomes for children with IFSPs.

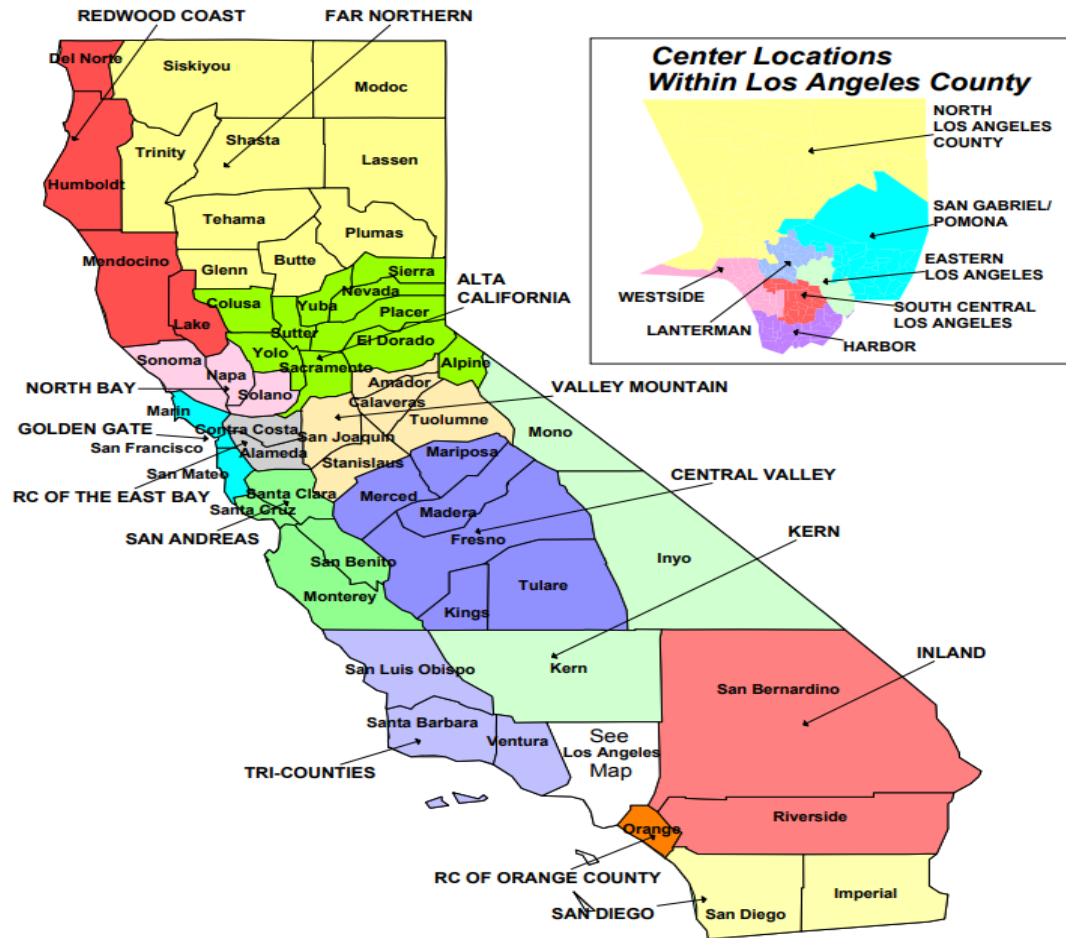
*This is not a comprehensive list of important terms in early intervention

Background

The Individuals with Disabilities Education Act (IDEA) requires each state receiving federal funding to develop an Annual Performance Report (APR) that evaluates their efforts to implement the requirements and purposes of Parts C of the IDEA and reports annually on their performance. This report is submitted to the Office of Special Education Programs by February 1st each year.

The APR includes indicators that measure child and family outcomes and other indicators that measure compliance with the requirements of the IDEA.

FFY 2023 Monitoring Cycle



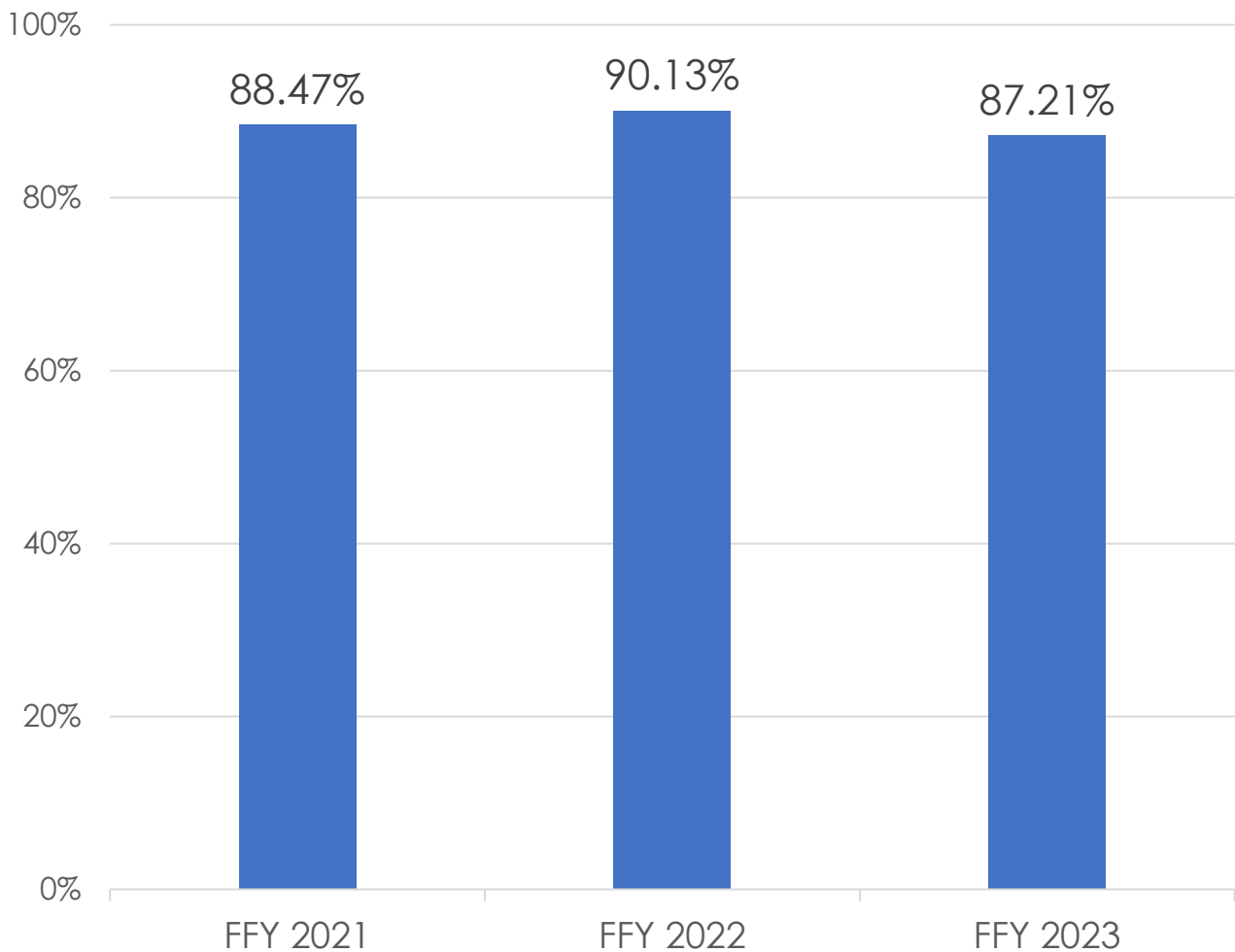
- 1. North Bay Regional Center
- 2. Regional Center of Orange County
- 3. Far Northern Regional Center
- 4. Alta California Regional Center
- 5. Valley Mountain Regional Center
- 6. Kern Regional Center
- 7. San Diego Regional Center
- 8. Frank D. Lanterman Regional Center
- 9. Eastern Los Angeles Regional Center
- 10. Harbor Regional Center
- 11. 40 Local Educational Agencies

Indicator 1: Timely Provision of Services

What it is: The child begins services within 45 days of the signing of the IFSP

How we are measured: The number of children who receive services within 45 days of consent compared to the total number of infants and toddlers with IFSPs

California's Target: 100%



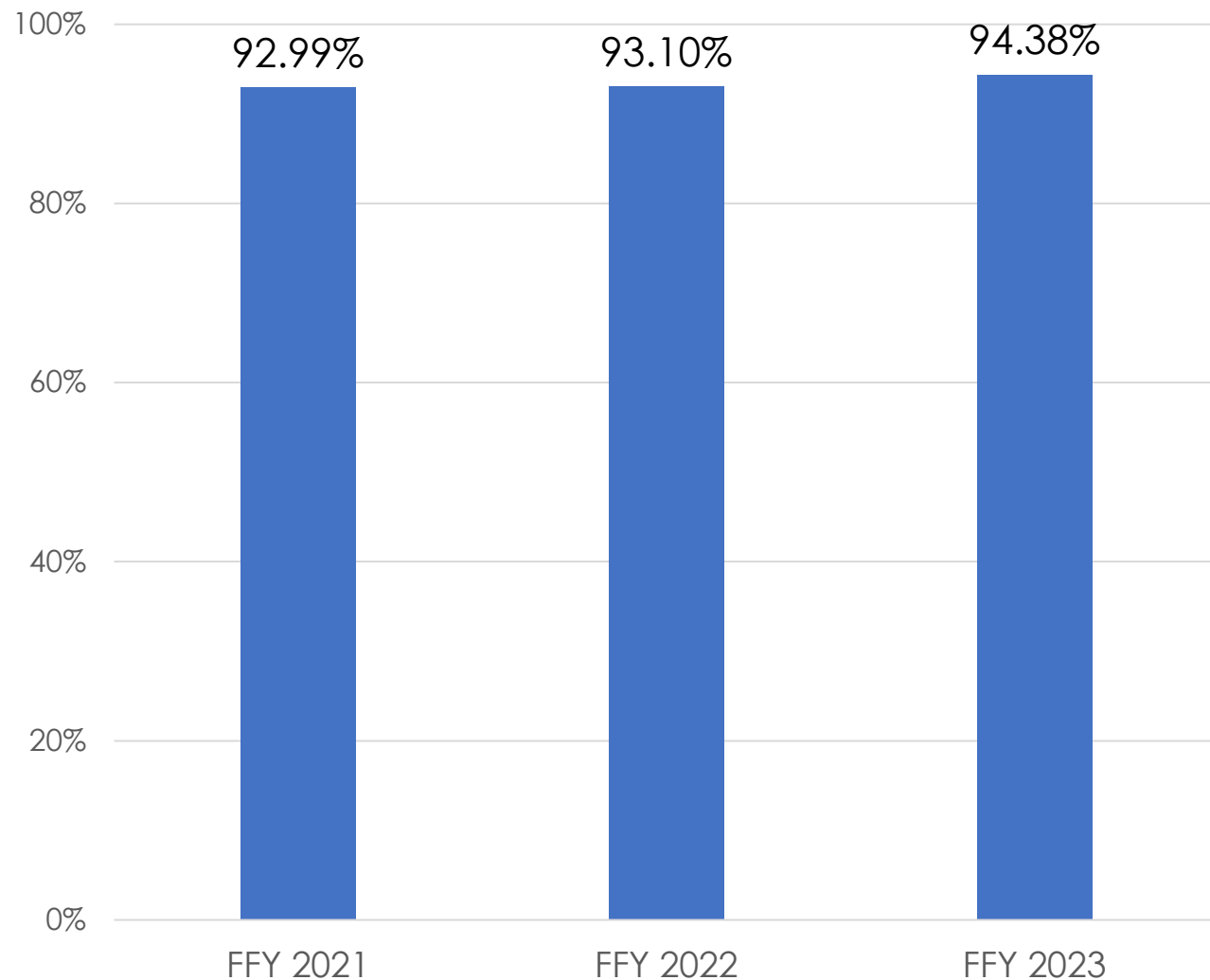
Data Source: FY 2021 – Early Start Monitoring review of 7 Regional Centers
FY 2022 11 Regional Centers
FY 2023 – 10 Regional Centers + 40 LEAs (Preliminary)

Indicator 2: Services in the Natural Environment

What it is: The child receives services in the Natural Environment

How we are measured: The number of children who primarily receive early intervention services in the home or community-based settings compared to the total number of children with IFSPs

California's Target for FFY 2023: 94.10%



Data Source: DDS Early Start Report (ESR) and Data Submitted by CDE

Indicator 3a: Child Outcomes – Social Emotional Development

What it is: Children displaying positive social – emotional skills (including social relationships)

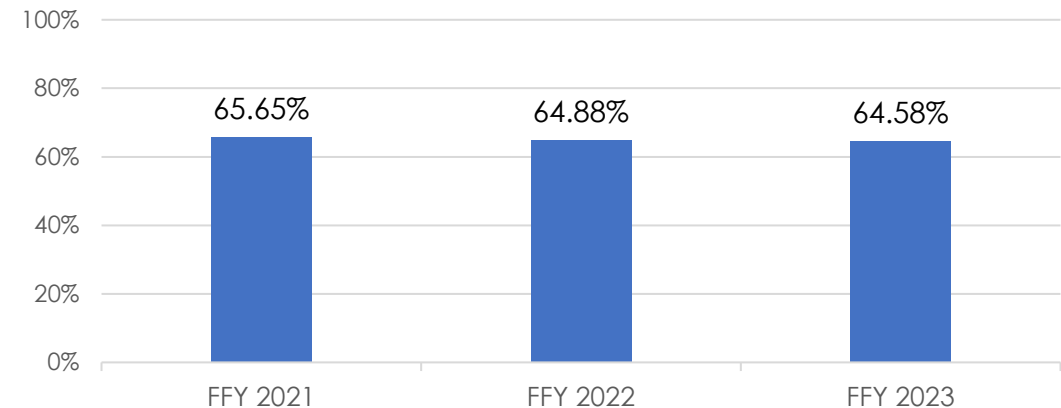
How we are measured:

- **“Summary Statement 1” (SSI)** – Children who entered early intervention below age expectations in each Outcome, the percent who substantially increased their rate of growth by the time they exited the program
- **“Summary Statement 2” (SS2)** – Children who were functioning within age expectations in each Outcome by the time they exited the program

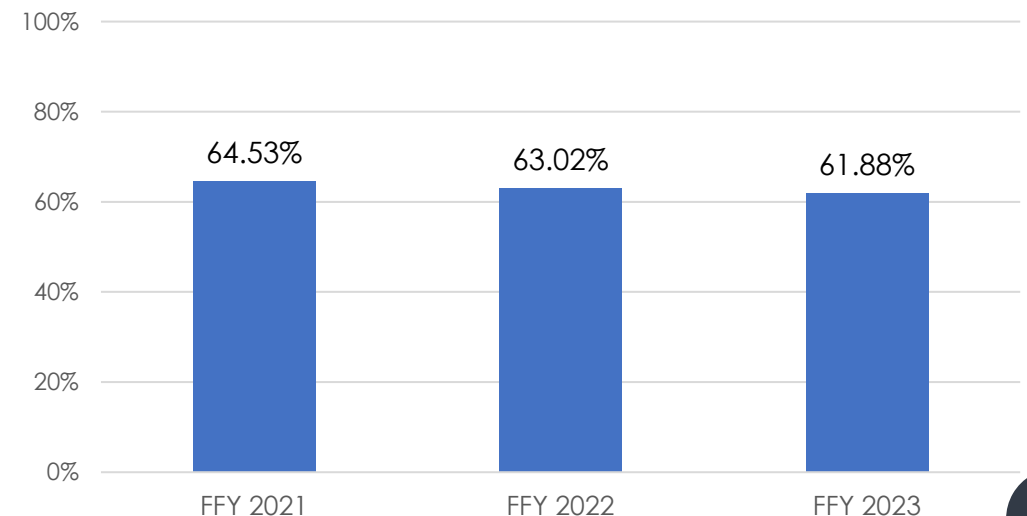
California’s Target for FFY 2023:

- SS1 – 68.00 %
- SS2 – 67.30%

Summary Statement 1



Summary Statement 2



Data Source: DDS Early Start Report (ESR) and Data Submitted by CDE

Indicator 3b: Child Outcomes – Knowledge and Skills

What it is: Children acquiring and using knowledge and skills (including early language/communication)

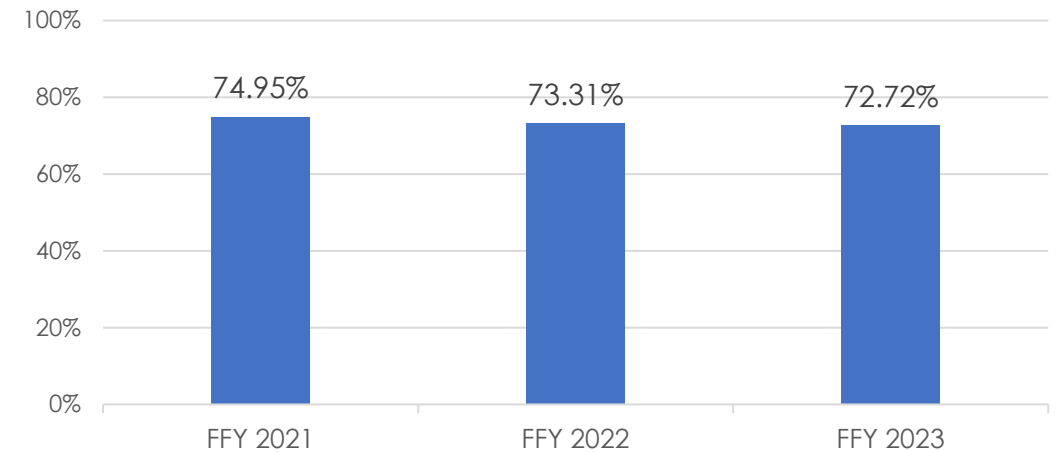
How we are measured:

- **“Summary Statement 1” (SS1)** – Children who entered early intervention below age expectations in each Outcome, the percent who substantially increased their rate of growth by the time they exited the program
- **“Summary Statement 2” (SS2)** – Children who were functioning within age expectations in each Outcome by the time they exited the program

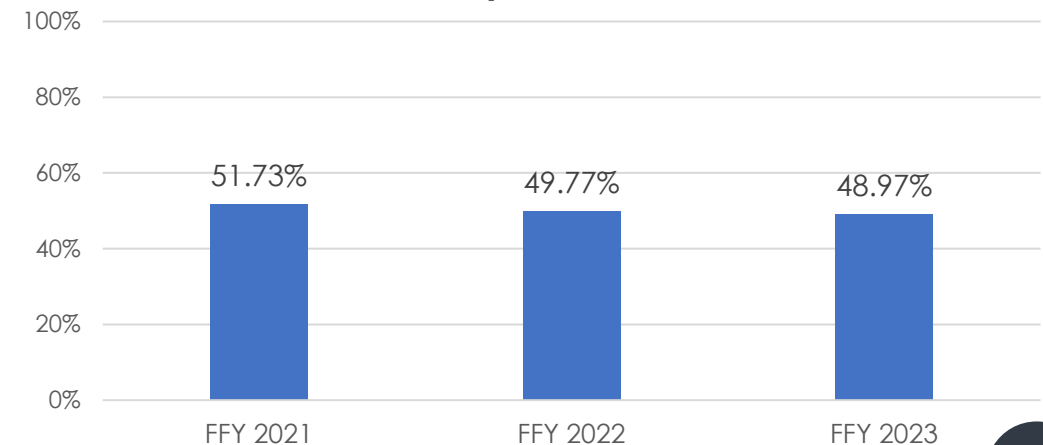
California’s Target for FFY 2023:

- SS1 – 76.90 %
- SS2 – 53.44%

Summary Statement 1



Summary Statement 2



Indicator 3c: Child Outcomes – Behaviors to Meet Needs

What it is: Children using appropriate behaviors to meet their needs.

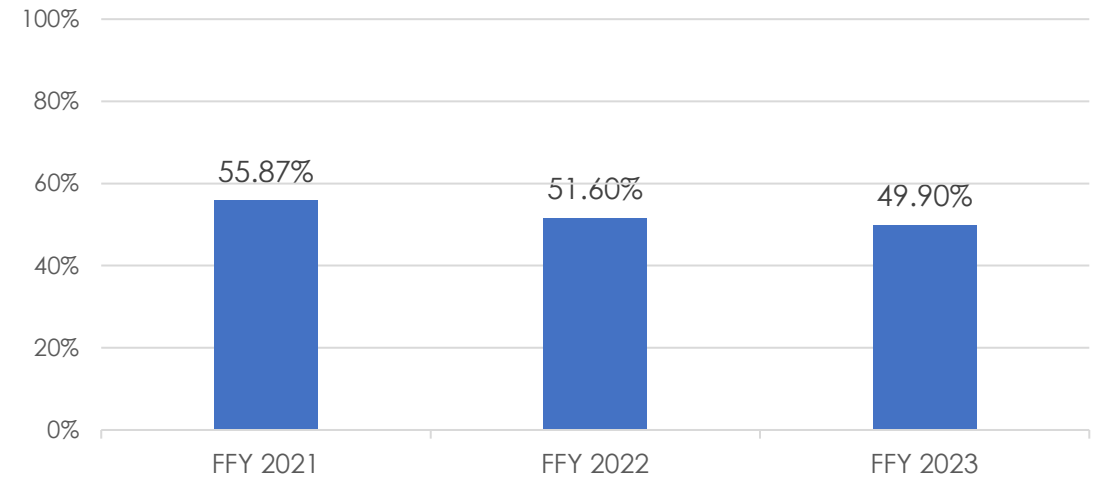
How we are measured:

- **“Summary Statement 1” (SS1)** – Children who entered early intervention below age expectations in each Outcome, the percent who substantially increased their rate of growth by the time they exited the program
- **“Summary Statement 2” (SS2)** – Children who were functioning within age expectations in each Outcome by the time they exited the program

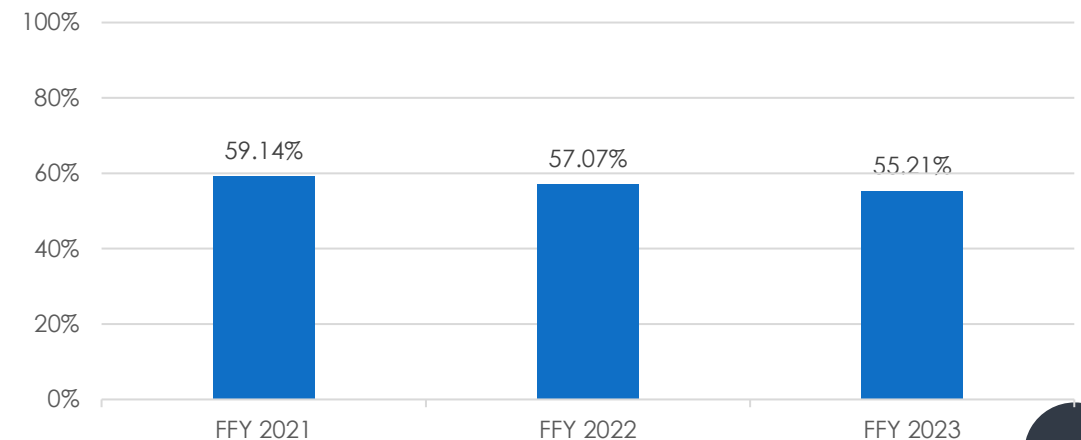
California’s Target for FFY 2023:

- SS1 – 58.50 %
- SS2 – 61.00 %

Summary Statement 1



Summary Statement 2



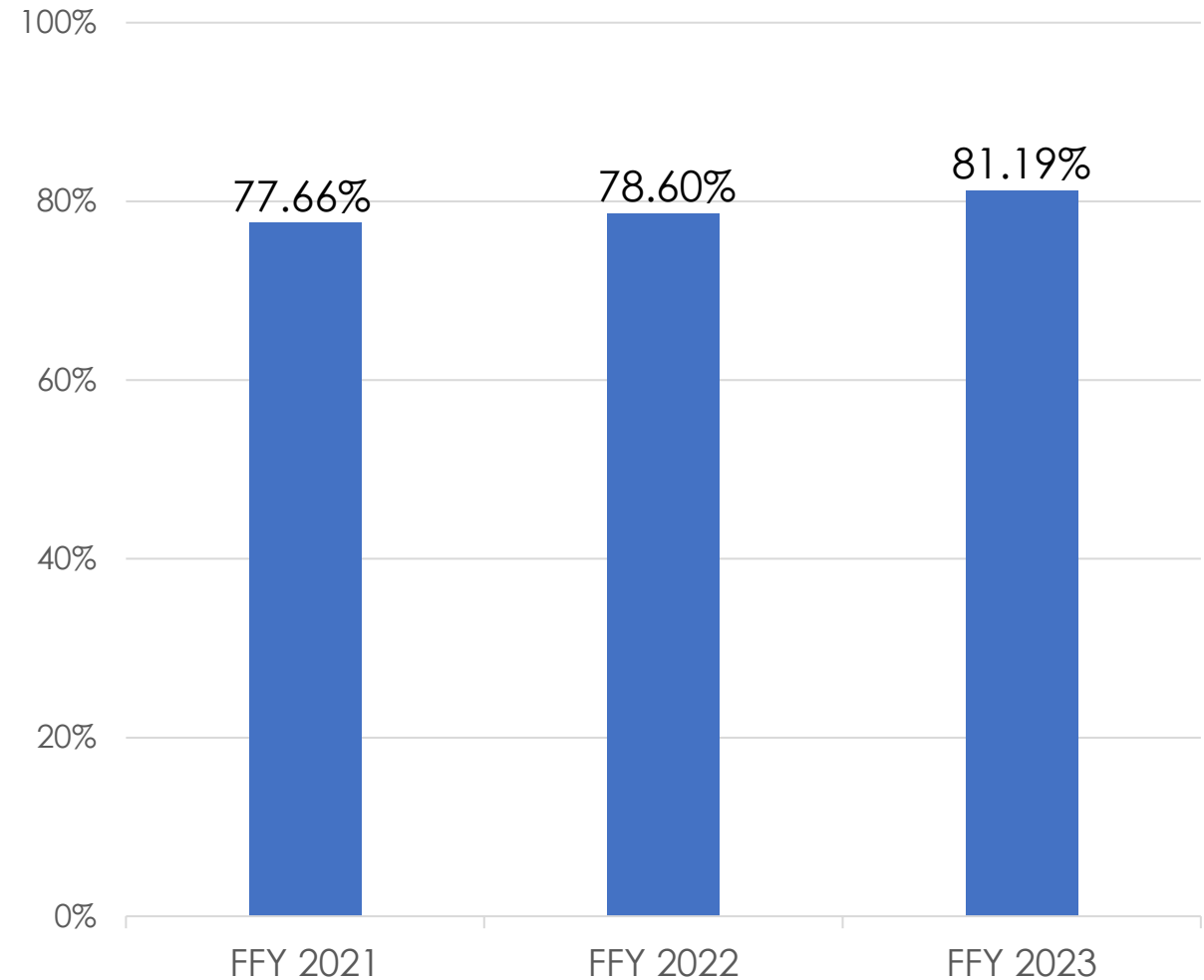
Data Source: DDS Early Start Report (ESR) and Data Submitted by CDE

Indicator 4a: Family Outcomes – Knowing their Rights

What it is: Early Start families reporting that Services helped them know their rights.

How we are measured: Surveyed families reporting services have helped them know their rights compared to the total family survey responses.

California's Target for FFY 2023: 72.50%



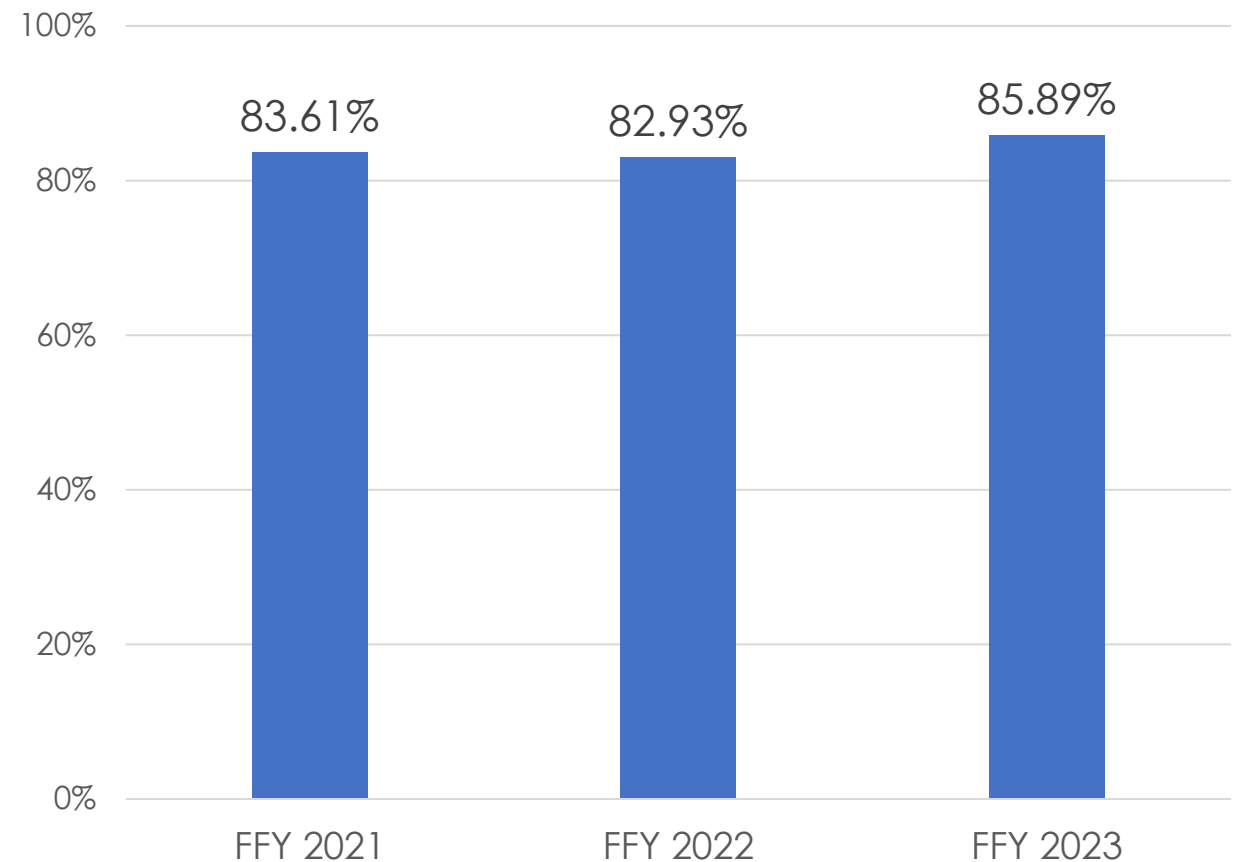
Data Source: Family Outcome Survey

Indicator 4b: Family Outcomes – Effectively Communicating their child's Needs

What it is: Early Start families reporting that Services helped them effectively communicate their child's needs.

How we are measured: Surveyed families reporting services have helped them communicate their child's needs compared to the total family survey responses.

California's Target for FFY 2023: 84.34%



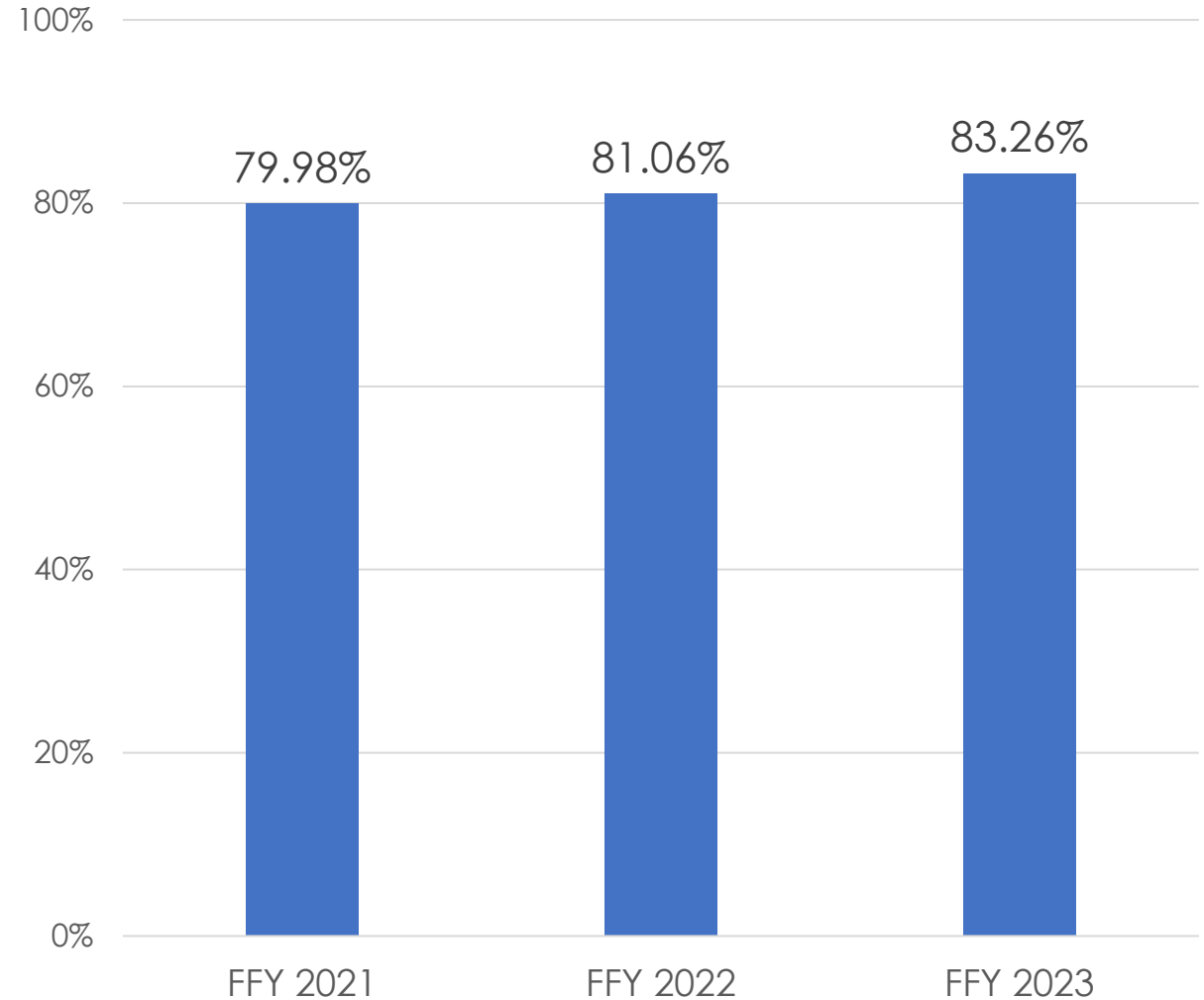
Data Source: Family Outcome Survey

Indicator 4c: Family Outcomes – Helping their Children Develop and Learn

What it is: Early Start families reporting that Services helped them help their children develop and learn.

How we are measured: Surveyed families reporting services have helped them help their child learn compared to the total family survey responses.

California's Target for FFY 2023: 83.61%



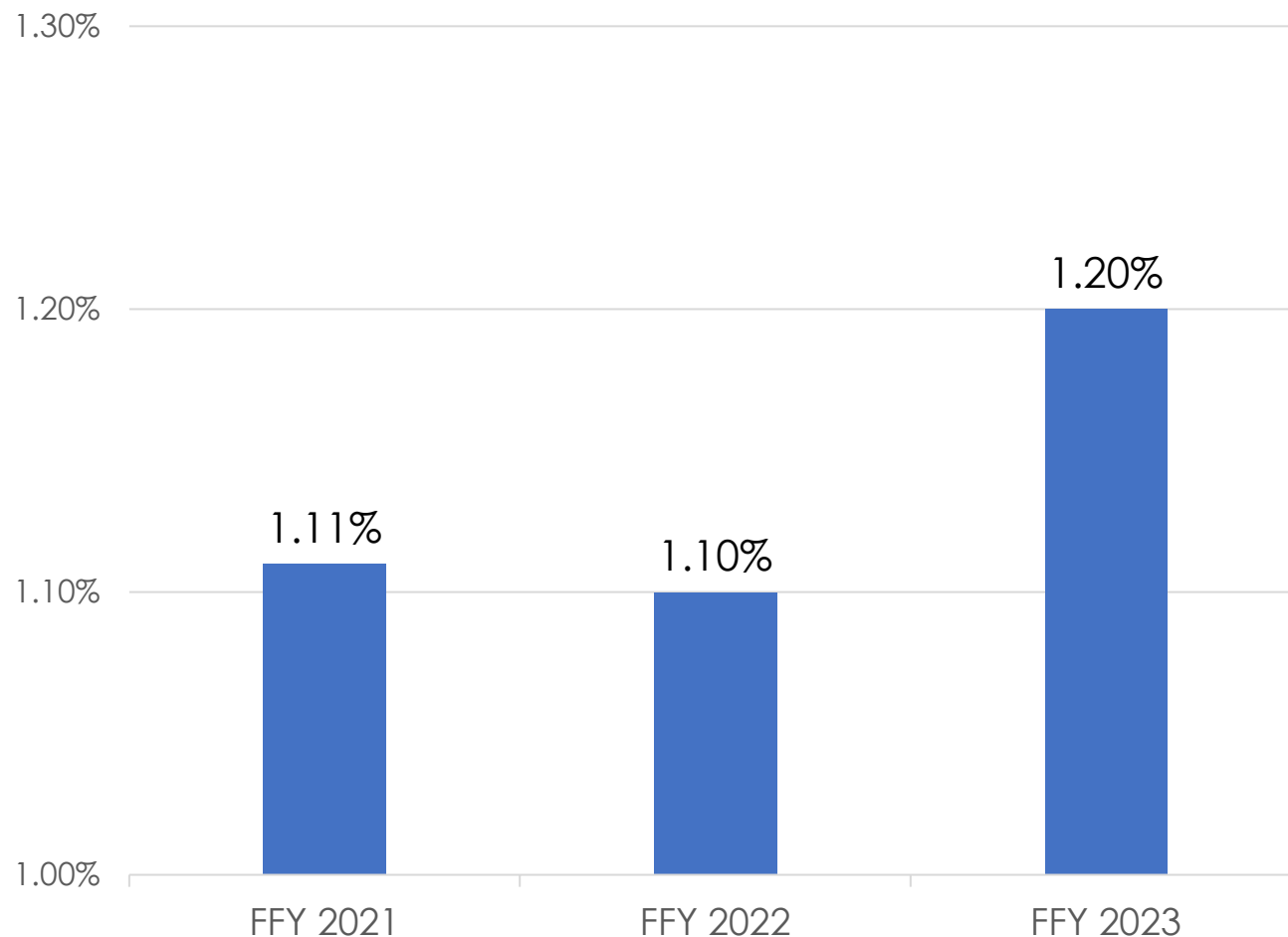
Data Source: Family Outcome Survey

Indicator 5: Child Find (Birth to One)

What it is: Number of children who have an IFSP aged birth to one

How we are measured: The number of children birth to one with IFSPs compared population of infants and toddlers' birth to one

California's Target for FFY 2023:
1.10%



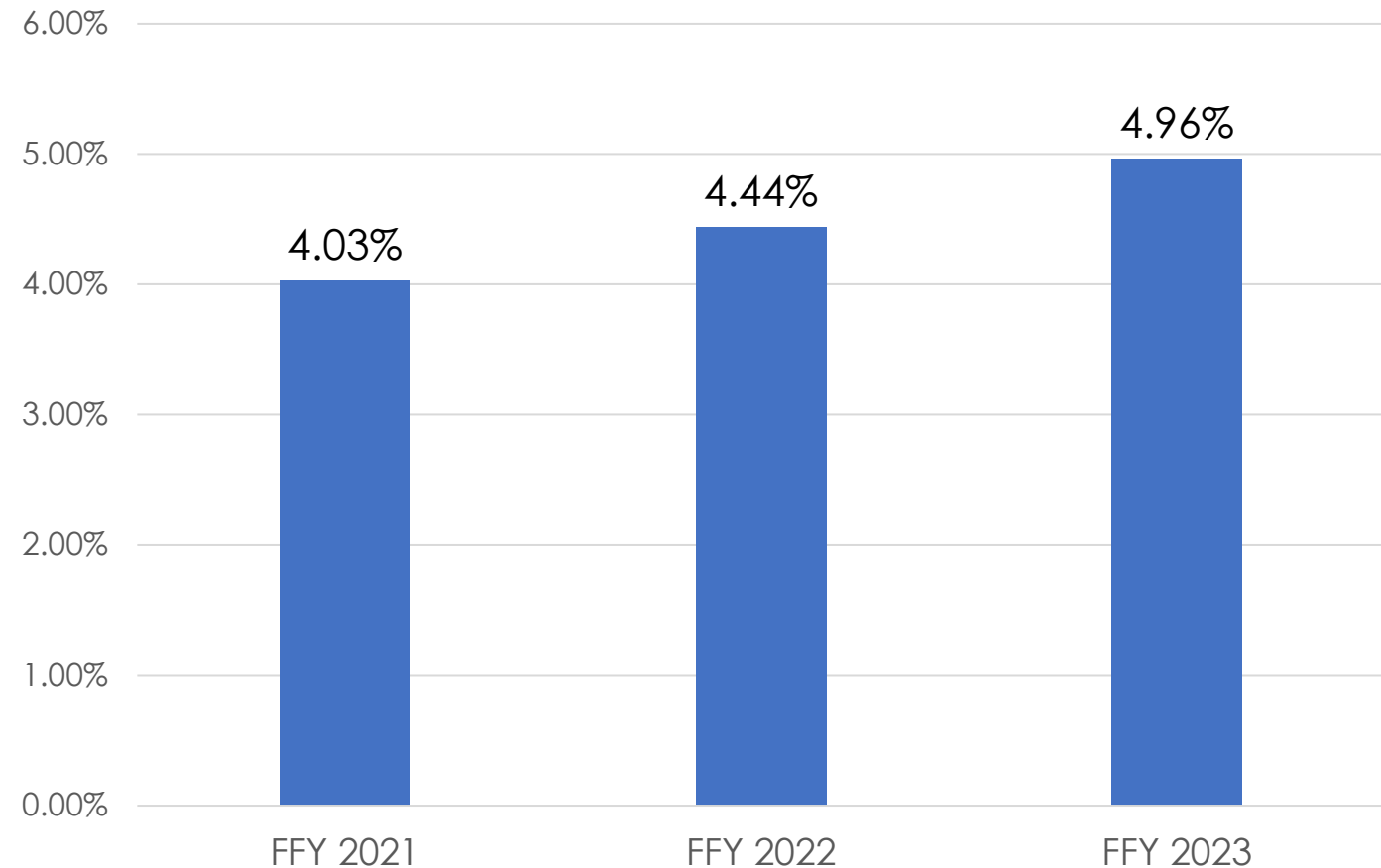
Data Source: DDS Early Start Report (ESR) and Data Submitted by CDE

Indicator 6: Child Find (Birth to Three)

What it is: Number of children who have an IFSP aged birth to three

How we are measured: The number of children birth to three with IFSPs compared population of infants and toddlers' birth to three

California's Target for FFY 2023:
3.48%



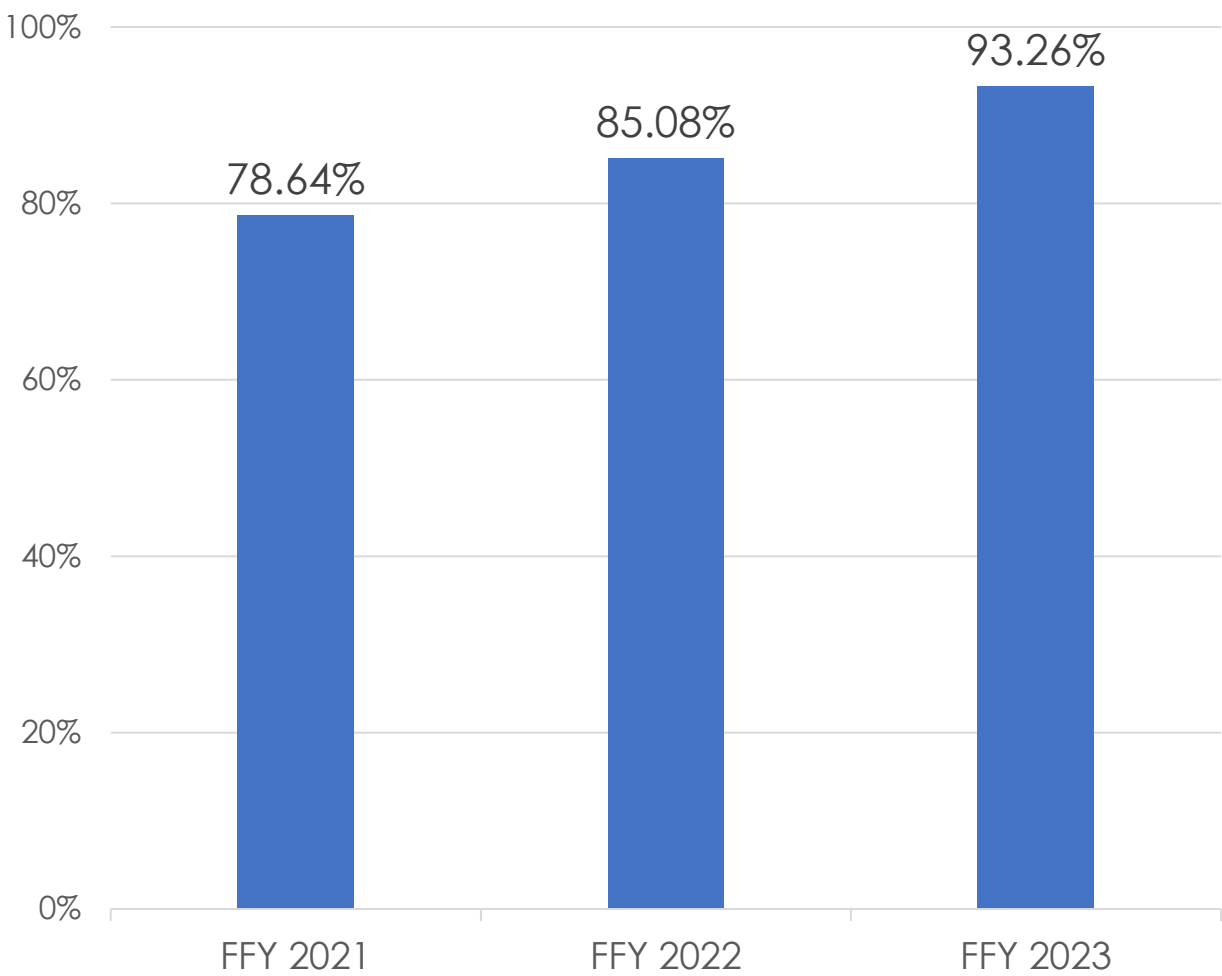
Data Source: DDS Early Start Report (ESR) and Data Submitted by CDE

Indicator 7: Timely IFSP

What it is: The number of children who received an initial IFSP within 45 days from the date of referral

How we are measured: The number of children whose initial evaluation, initial assessment and an initial IFSP meeting were conducted within 45 days compared the number of children who were evaluated, assessed and an initial IFSP meeting was required to be conducted.

California's Target: 100%



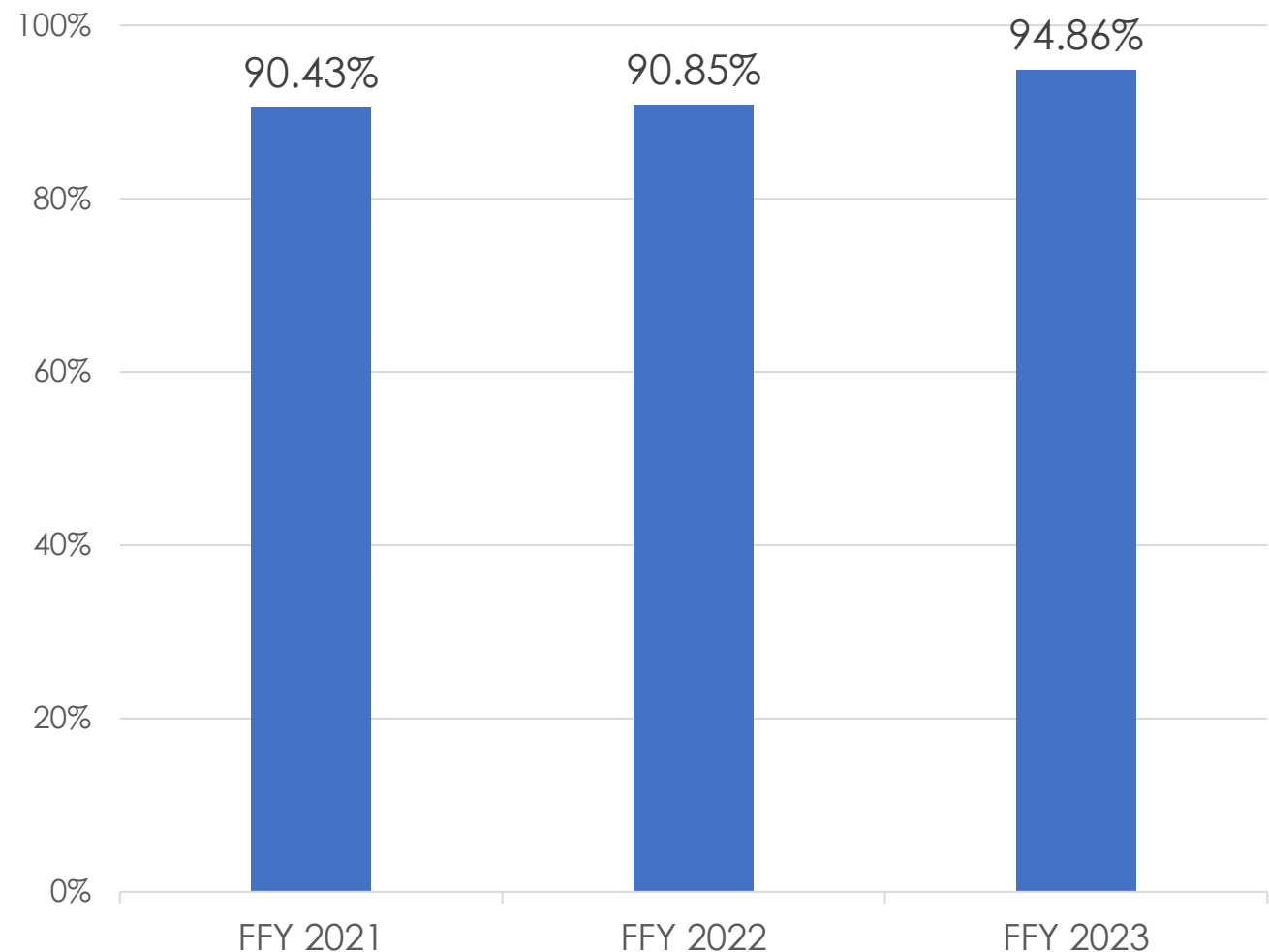
Data Source: FY 2021 – Early Start Monitoring review of 7 Regional Centers
FY 2022 11 Regional Centers
FY 2023 – 10 Regional Centers + 40 LEAs (Preliminary)

Indicator 8a: Timely IFSP with Transition Steps and Services

What it is: The number of children who received an IFSP with transition steps and services at least 90 days prior to the toddler's third birthday.

How we are measured: The number of children exiting early start who have an IFSP with transition steps and services at least 90 days prior to their third birthday compared to the number of children exiting.

California's Target: 100%



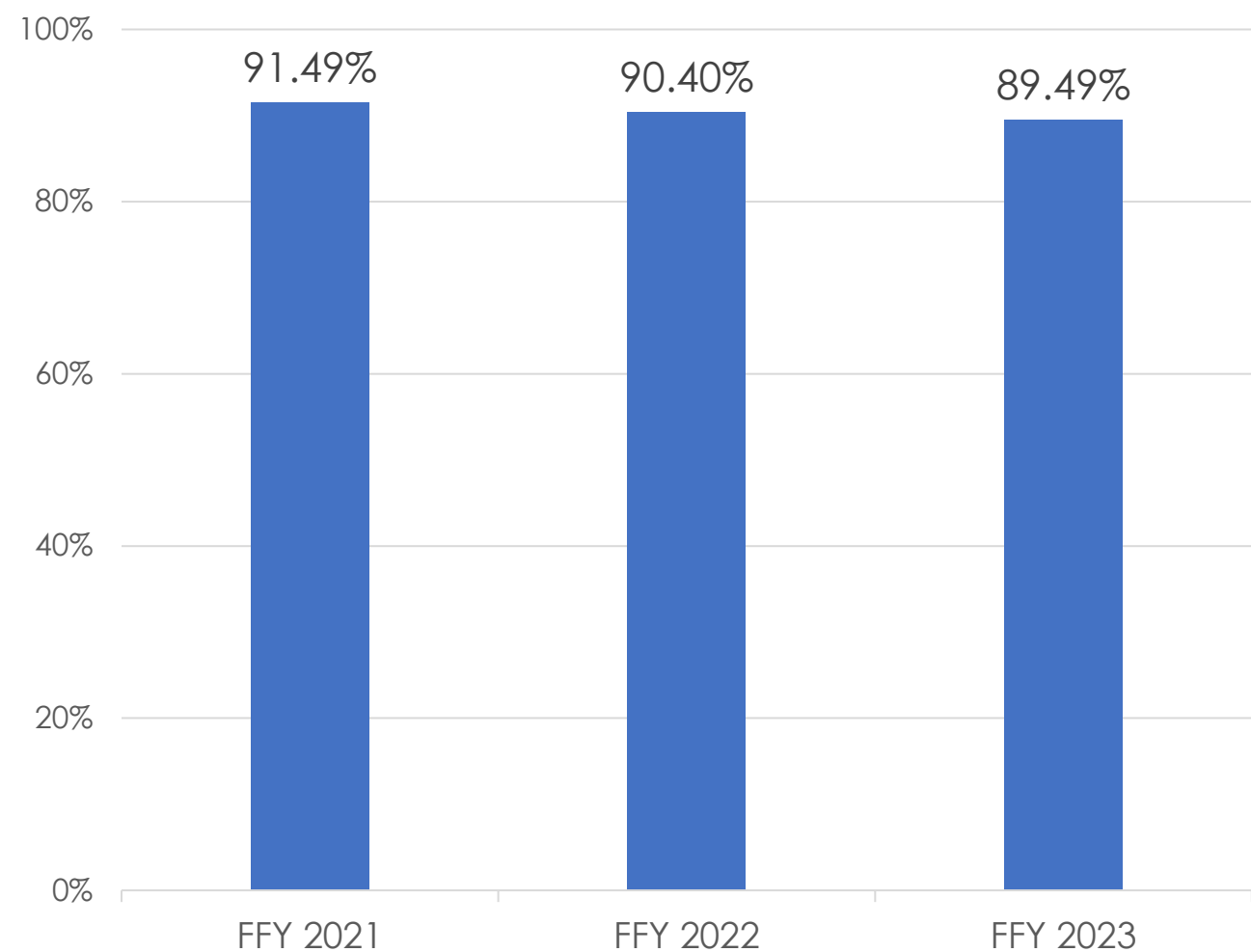
Data Source: FY 2021 – Early Start Monitoring review of 7 Regional Centers
FY 2022 11 Regional Centers
FY 2023 – 10 Regional Centers + 40 LEAs (Preliminary)

Indicator 8b: Timely Notification to the LEA

What it is: The LEA has been notified at least 90 days prior to the child’s third birthday of a potentially eligible child residing in the LEA area

How we are measured: The number of children where the LEA was notified at least 90 days prior to the turning 3 of a potentially eligible child compared to the number of children exiting.

California’s Target: 100%



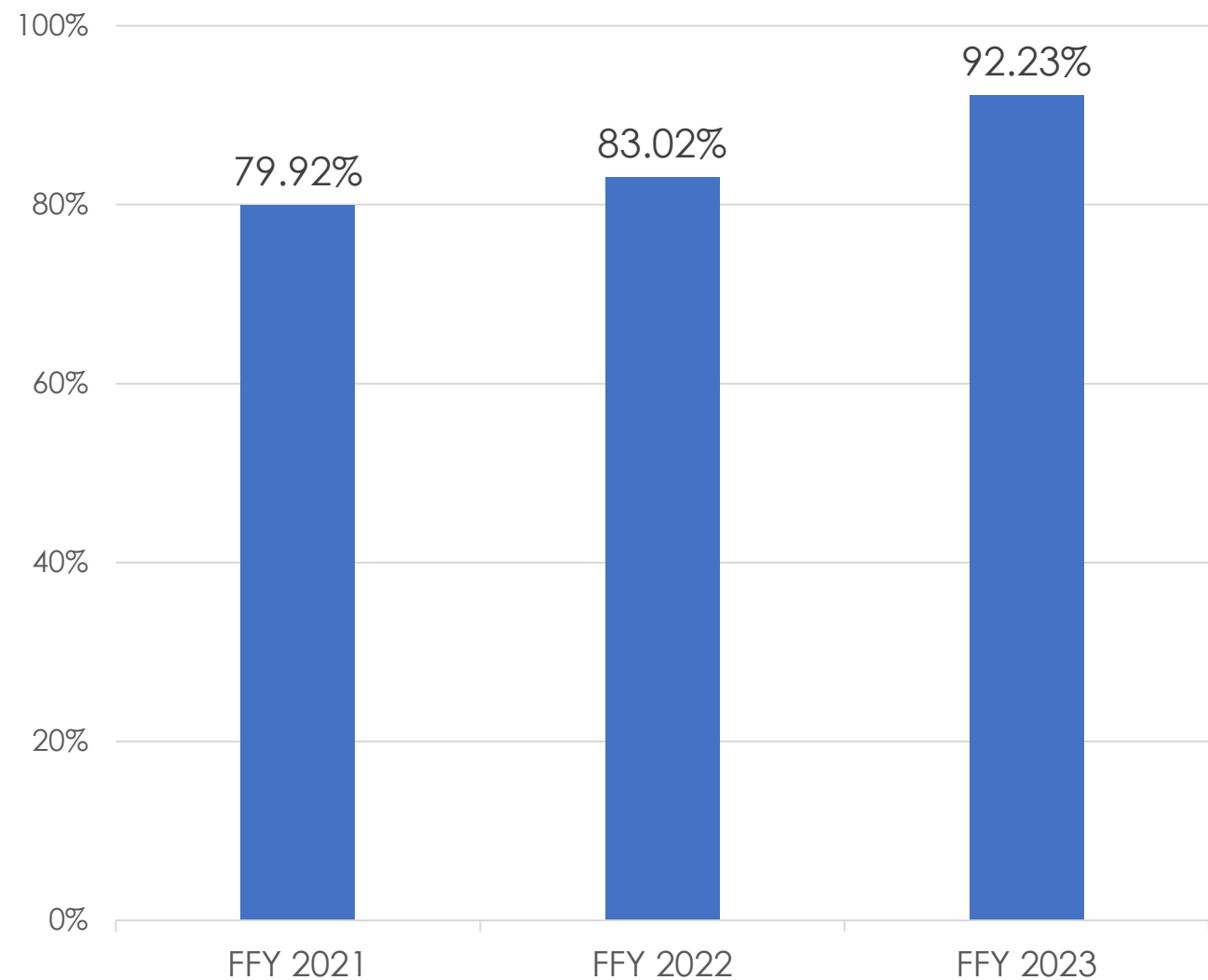
Data Source: FY 2021 – Early Start Monitoring review of 7 Regional Centers
FY 2022 11 Regional Centers
FY 2023 – 10 Regional Centers + 40 LEAs (Preliminary)

Indicator 8c: Timely Transition Conference

What it is: The child has a transition conference at least 90 days prior to the third birthday and the LEA was invited.

How we are measured: The number of children transition conference occurred at least 90 days prior to the toddler’s third birthday for toddlers potentially eligible compared to the number of children exiting.

California’s Target: 100%



Data Source: FY 2021 – Early Start Monitoring review of 7 Regional Centers
FY 2022 11 Regional Centers
FY 2023 – 10 Regional Centers + 40 LEAs (Preliminary)

Additional Indicators

- Indicator 9 – Resolution sessions
 - Applicable to a state when process follows Part B procedures
 - Not applicable to California as procedures followed are defined in California Early Intervention Services Act (Title 14, Government Code (GC), Section 95000 et seq.)
- Indicator 10 – Mediations
 - Data related to mediations held that resulted in mediation agreements
 - Reporting is required when mediations exceed 10 for a FFY
 - California is below 10 for FFY 2023
- Indicator 11 – SSIP
 - A comprehensive, ambitious, yet achievable multi-year plan for improving results for infants and toddlers with disabilities and their families.
- Indicator 12 – General Supervision (New Federal Indicator)
 - New federally required indicator that looks to examine general supervision responsibility related to compliance and correction of noncompliance when identified.

Questions

For more information, please contact the
BABYLINE: 1-800-515-BABY (2229)
earlystart@dds.ca.gov



LUNCH
Return by 1:00pm

ICC Council Reports

Maricris Acon, Dept. of Developmental Services

Alberto Orellana, CDE Preschool Services

Karmina Barrales, CDE Homeless Education

Michelle Dove, Head Start Agency

Pamela Riley, Department of Health Care Services

Shanice Orum, Department of Social Services

Susan Ducore, Indian Health Care

Suzanne Sherinian, Department of Managed Health

Karen Chang, Department of Social Services

PUBLIC INPUT

Public Input Guidelines

- **COMMENTS CAN BE IN WRITING OR SPOKEN**
All comments are published as part of the public record and provided to ICC members
- **EACH PERSON HAS 2 MINUTES TO COMMENT**
We want to make sure there's time to hear from everyone. Longer comments? Submit them in writing to ensure your full message is shared
- **COMMENTING ON BEHALF OF OTHERS**
One person is welcome to share input from others, please just be mindful of time, summarize key points and turn in any written statements
- **PLEASE BE SPECIFIC**
A clear statement-including specific suggestions for addressing any concerns you may have- is most helpful
- **WANT TO SHARE A POWERPOINT OR VIDEOS AS PART OF YOUR PUBLIC COMMENT?**
Email EarlyStart@dds.ca.gov at least 14 days in advance with any audio/visual needs

Committee Composition and Goals

DJ Tomko, DDS

ICC Committee Meetings

Improving State Systems Committee
Communications Committee